



## SESSSION 2019-20

Session 2019-20 was a difficult and challenging year with pandemic gripping the whole world, COVID 19 wreaked havoc across the world and education was hit hard. Teaching fraternity was shocked at the turning of events when academics took the back seat with everyone struggling to save loved ones and neighbourhood from the invisible demon SARS COV 2. Learning across the Globe was affected, campuses closed, libraries lying deserted, college corridors which once buzzed with laughter and academic discussions were lying silent. Lockdowns were imposed around the world India too had tough times. Ujjain was in Lockdown and was declared Red zone for COVID 19.

But humanity always triumphs and so the human spirits and there teachers stepped forward with a challenge not to let anything come in the way of Teaching Learning Process .ICT based teaching which was taken as an innovative exercise only a few months back became the very basic reality. Teaching shifted from classroom in person teaching to online teaching. Teachers created their own Google classrooms, Moodles and utilized other online resources and started teaching through online platforms like Google meet, Cisco WebEx, Zoom and on MS Teams.

Power points were uploaded on Slide share and links were shared. LMS took the place of in person Classrooms.

Synchronous as well as asynchronous methods of teaching were utilized during the Session. Google forms, Google Docs and Google sheets were utilized for various evaluative exercises like feedbacks, quizzes, assignments and tests. Advanced and slow learners were identified, Remedial classes CSIR NET, and JAM Classes were organized for these students. Participative Learner centric methods like sharing of Google Jam Boards, Mind mapping, Presentations through Google meet, online data mining projects and Peer discussion platforms were utilized.

External University examinations were conducted in open book mode. Students registered in MOOCS on NPTEL SWAYAM too, but could not appear in exams due to Pandemic situation.

Following students appeared in University exams across programmes and passed the exams

## Results 2019-20

PROGRAMME

PG CHEMISTRY

TABLE -1 COMPLETE RESULT

Program Code	Program name	Number of students appeared in the final year examination	Number of students passed in final semester/year examination	Pass Percentage %
Co44 (2019-20)	Chemistry IV sem	17	17	100

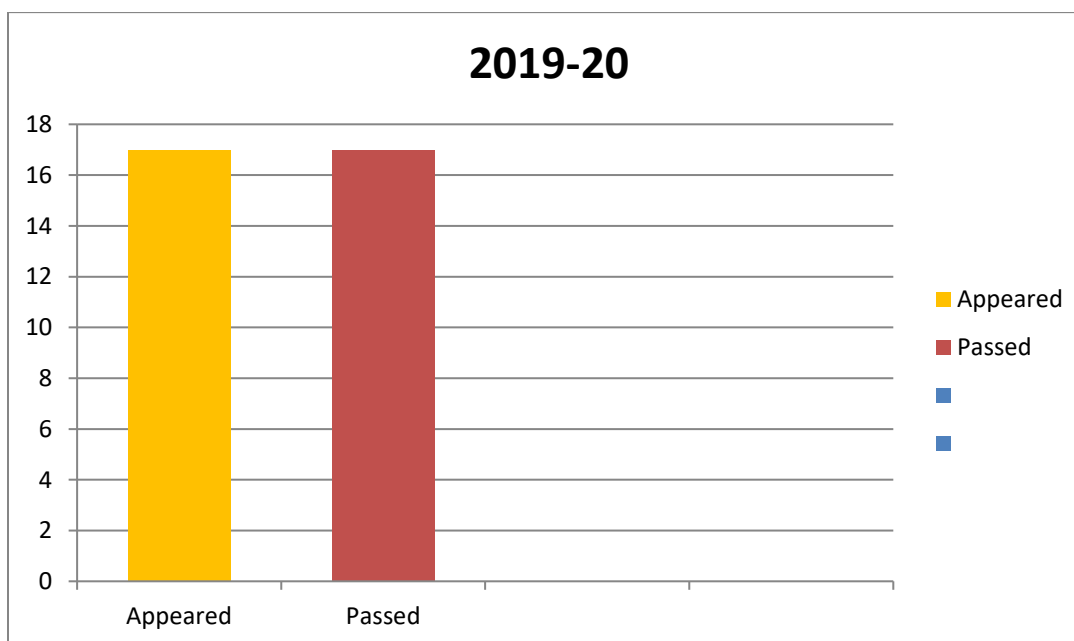


TABLE -2 CATEGORY WISE RESULT

Program code	program name	SC		ST		OBC	
		appeared	passed	appeared	passed	appeared	passed
Co44	IVChemistry	01	01	00	00	11	11

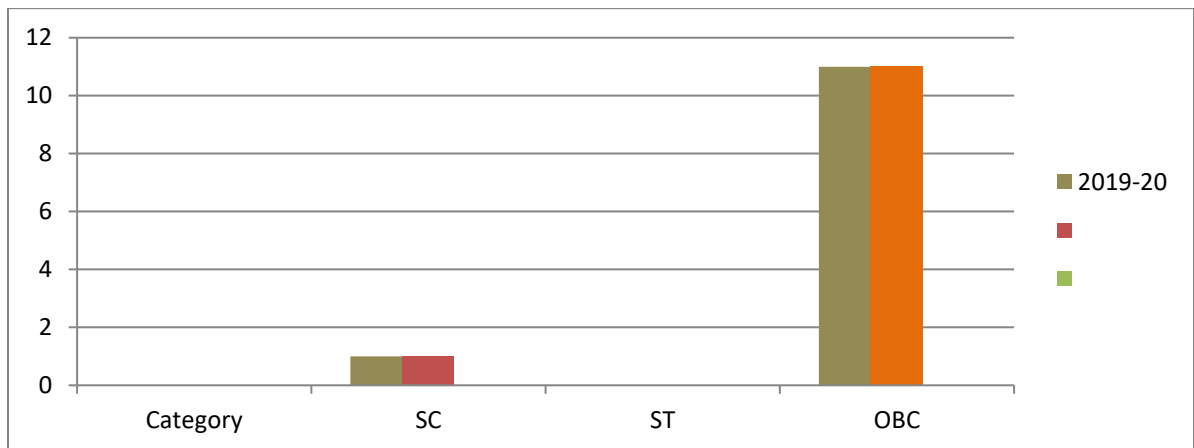



TABLE -3 INCREMENTAL GROWTH

PASSING OUT BATCH 2019-20

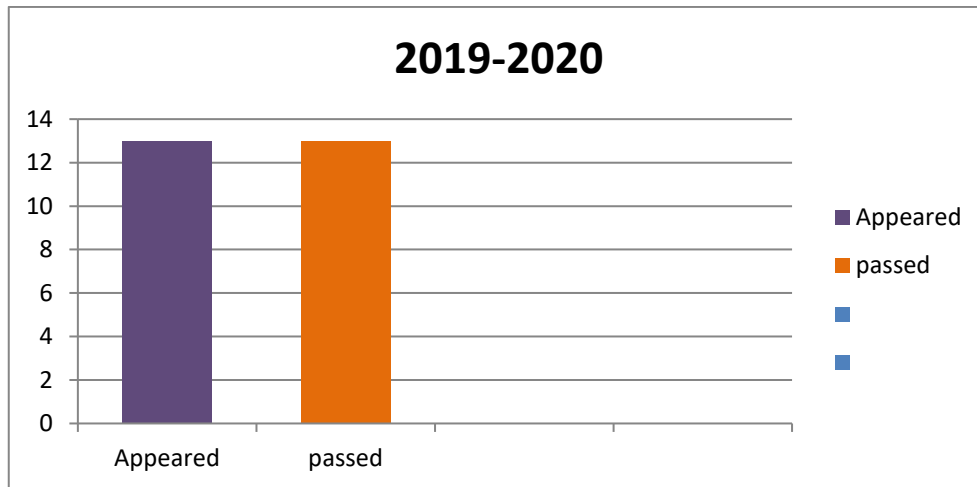
Program Code	Program name	Pass result in 2018-19 in %	Pass result in 2019-20 in %	% increase in pass %
Co44	IVChemistry	100%	100%	0%



# PROGRAMME PG BOTANY

TABLE -1 (2019-20) COMPLETE RESULT

Program Code	Program name	Number of students appeared in the final year examination	Number of students passed in final semester/year examination	Pass Percentage %
2019-20	IVsem Botany	13	13	100%



**TABLE -2 CATEGORY WISE RESULT**

Program code	program name	SC		ST		OBC	
		appeared	passed	appeared	passed	appeared	passed
2019-20	IV Botany	01	01	01	01	11	11

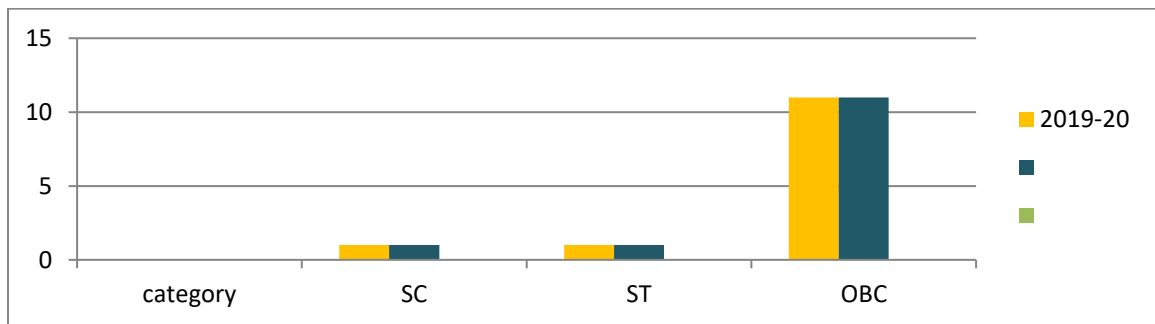


TABLE -3 INCREMENTAL GROWTH

Passing out batch 2019-20

Program Code	Program name	Pass result in 2018-19 in %	Pass result in 2019-20 in %	% increase in pass %
2019-20	IV sem Botany	100%	100%	0%





**PROGRAMME**  
**PG MATHEMATICS**

TABLE -1 COMPLETE RESULT  
(2019-20)

Program Code	Program name	Number of students appeared in the final year examination	Number of students passed in final semester/year examination	Pass Percentage %
2019-20	IVsem M.Sc. Mathematics	76	74	97.3%

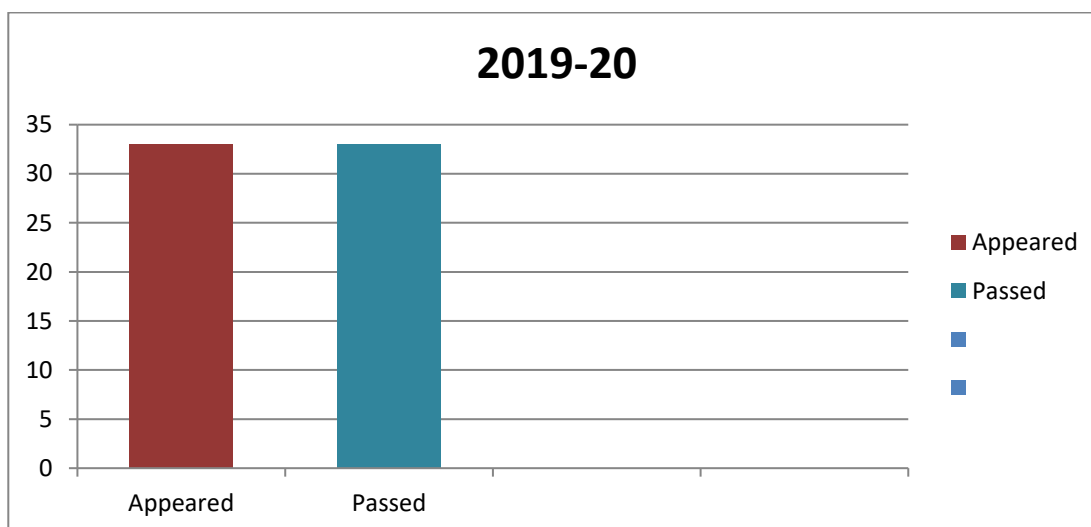


TABLE -2: CATEGORY WISE RESULTS

		Appeared SC	passed	Appeared ST	passed	Appeared OBC	passed
2019-20	IVsem M.Sc. Mathematics	17	16	00	00	33	33



TABLE -3 INCREMENTAL GROWTH

PASSING OUT BATCH 2019-20

Program Code	Program name	Pass result in 2018-19 in %	Pass result in 2019-20 in %	% increase in pass %
2019-20	IVsem M.Sc. Mathematics	90%	97.3%	7.3%

PROGRAMME  
PG MICROBIOLOGY

Table -1 (2019-20)

Program Code	Program name	Number of students appeared in the final year examination	Number of students passed in final semester/year examination	Pass Percentage %
2019-20	IV Microbiology	20	20	100%

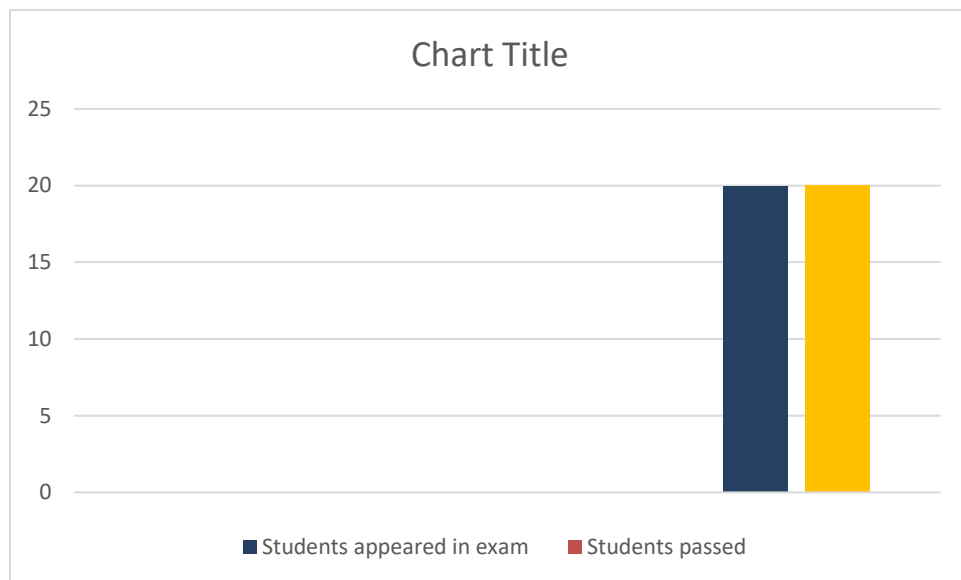


TABLE -2 CATEGORY WISE RESULTS

Program code	program name	SC		ST		OBC	
		appeared	passed	appeared	passed	appeared	passed
2019-20	IVsem Microbiology	05	05	00	00	08	08

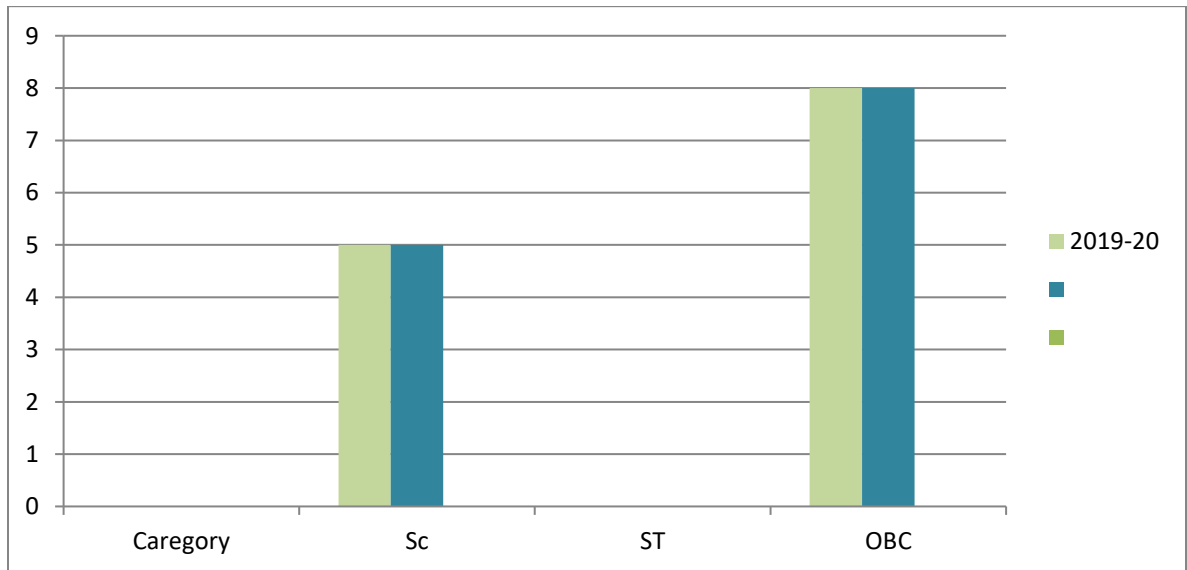
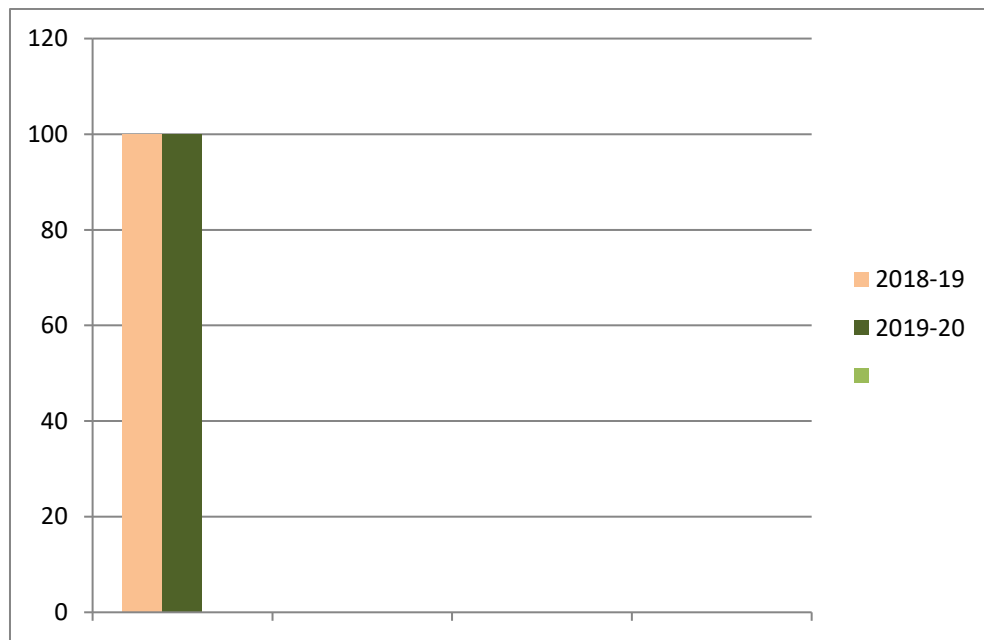


TABLE -3 INCREMENTAL GROWTH

PASSING OUT BATCH 2019-20

Program Code	Program name	Pass result in 2018-19 in %	Pass result in 2019-20 in %	% increase in pass %
2019-20	IVsem Microbiology	100%	100%	0%



PROGRAMME  
PG PHARMACEUTICAL CHEMISTRY

Table -1 COMPLETE RESULT (2019-20)

Program Code	Program name	Number of students appeared in the final year Examination	Number of students passed in final semester/year examination	Pass Percentage %
2019-20	M.Sc. IV (Pharma Chemistry)	23	23	100%

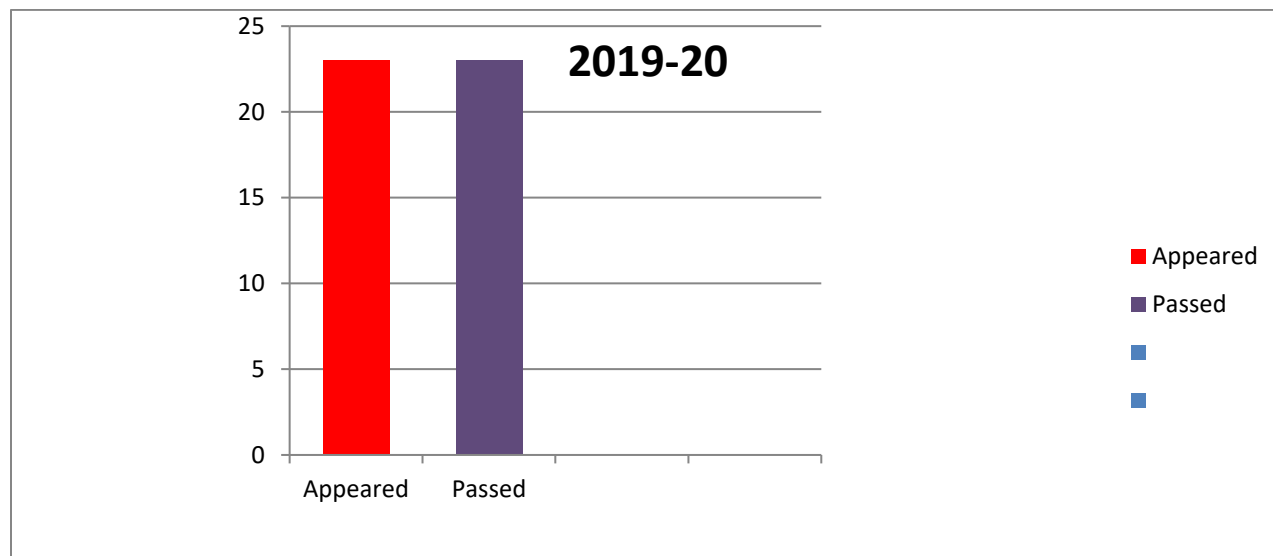


TABLE -2 CATEGORY WISE RESULT

Program code	program name	SC		ST		OBC	
		appeared	passed	appeared	passed	appeared	passed
2019-20	IVsem Pharma Chemistry)	08	08	00	00	05	05

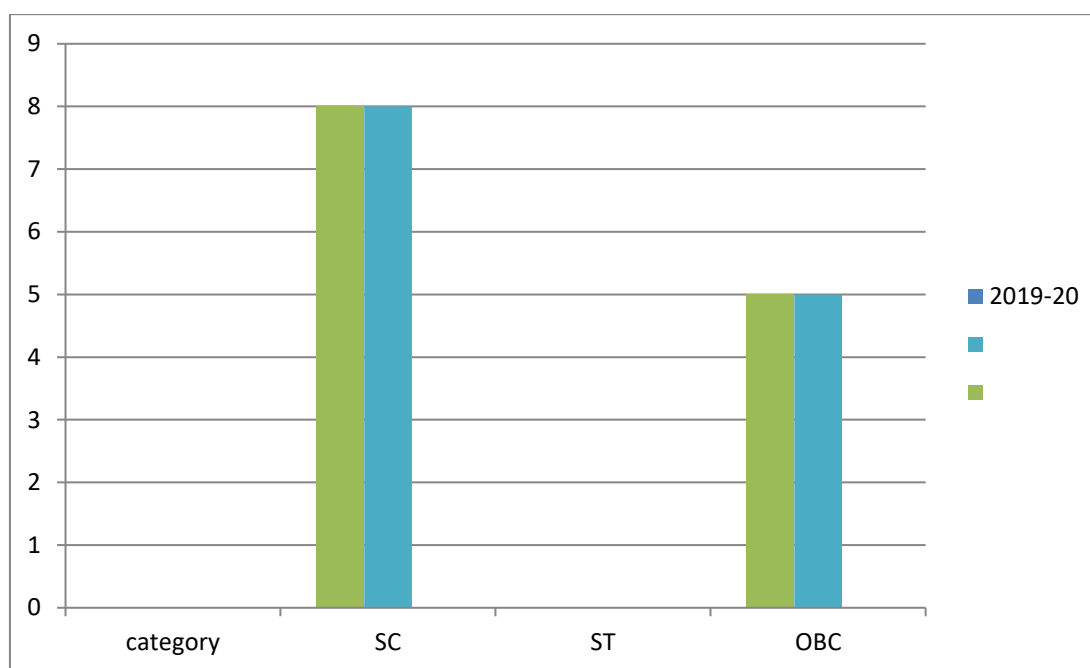





TABLE -3 INCREMENTAL GROWTH

Passing out batch 2019-20

Program Code	Program name	Pass result in 2018-19 in %	Pass result in 2019-20 in %	% increase in pass %
2019-20	Pharma Chemistry)	100%	100%	0%



PROGRAMME  
PG ZOOLOGY

TABLE -1 COMPLETE RESULT (2019-20)

Program Code	Program name	Number of students appeared in the final year examination	Number of students passed in final semester/year examination	Pass Percentage %
2019-20	Vsem Zoology	25	25	100%

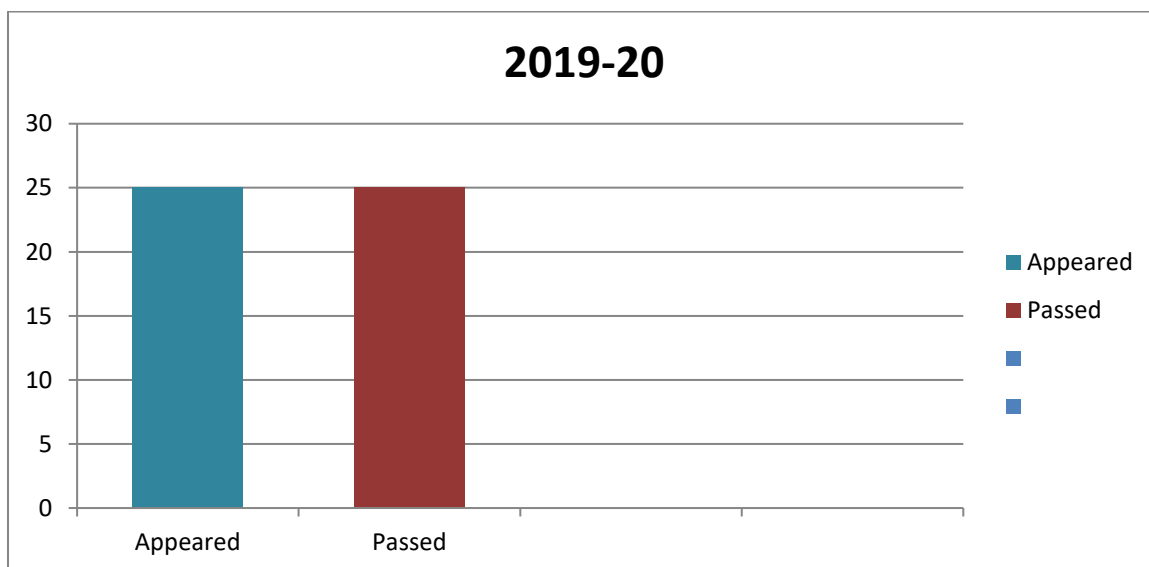


TABLE -2 CATEGORY WISE RESULTS

Program code	program name	SC		ST		OBC	
		appeared	passed	appeared	passed	appeared	passed
2019-20	IVsem Zoology	06	06	03	03	10	10

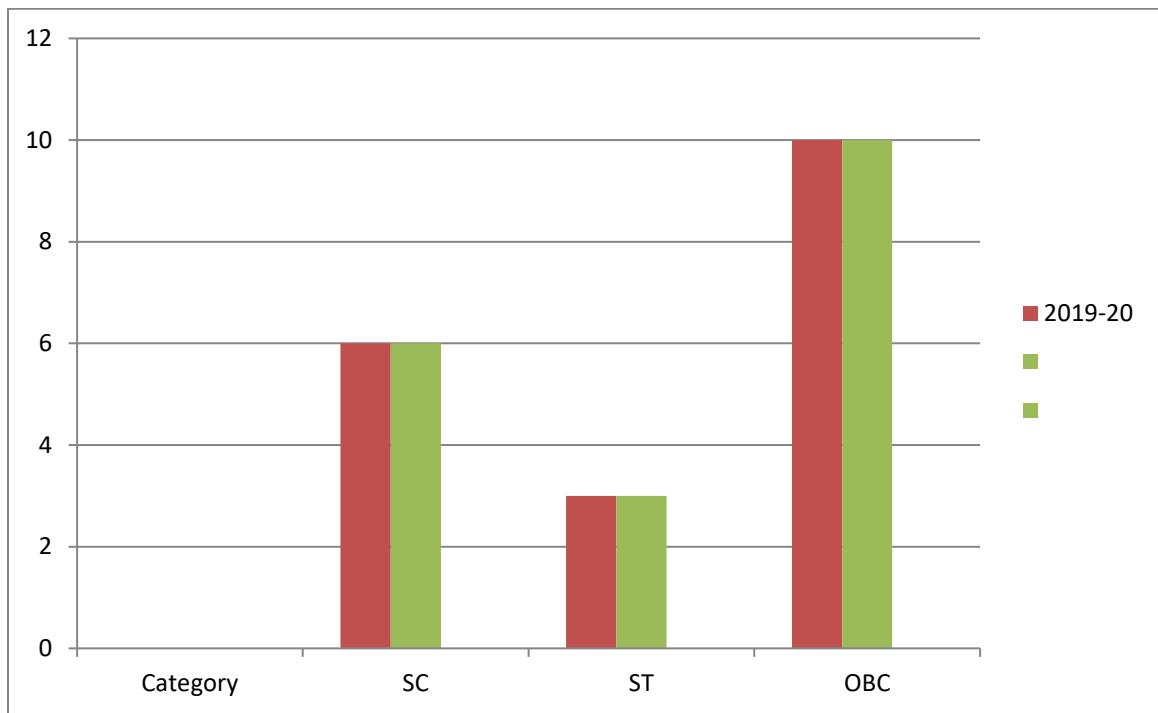



TABLE -5 INCREMENTAL GROWTH

Passing out batch 2019-20

Program Code	Program name	Pass result in 2018-19 in %	Pass result in 2019-20 in %	% increase in pass %
2019-20	IV Zoology	100%	100%	0%



**UG PROGRAMME**  
**BACHELOR OF SCIENCE**

Table -1 COMPLETE RESULT 2019-20

Program Code	Program name	Number of students appeared in the final year examination	Number of students passed in final semester/year examination	Pass Percentage %
2019-20	B.Sc.	545	540	99.08

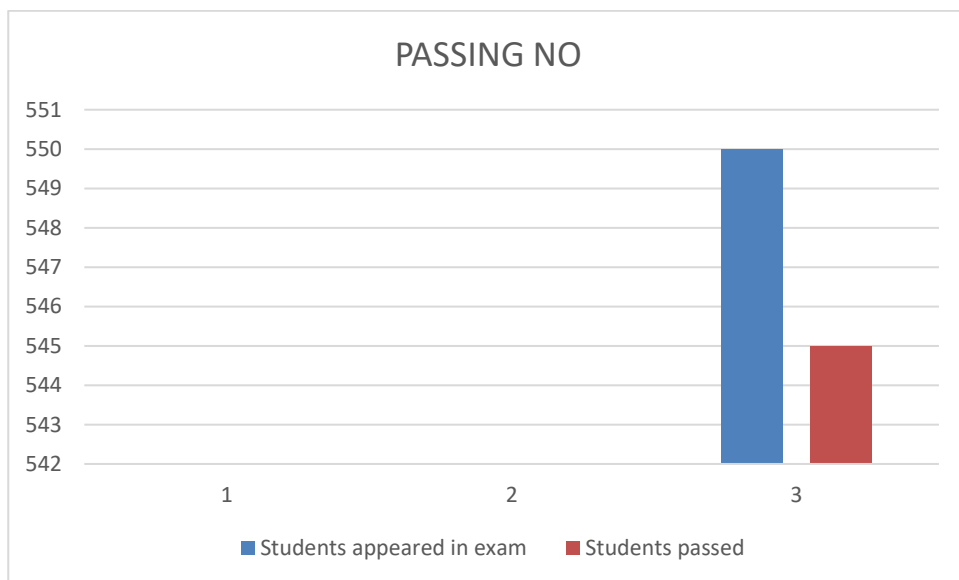


Table -2 CATEGORY WISE RESULTS

Program Code	Program name	SC		ST		OBC	
		appeared	Passed	appeared	Passed	appeared	Passed
2019-20	B.Sc.	134	132	63	63	205	203

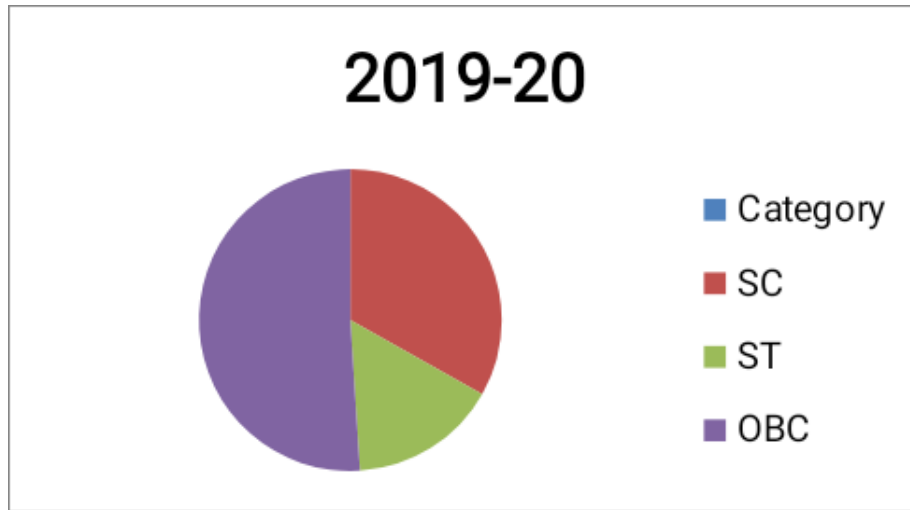
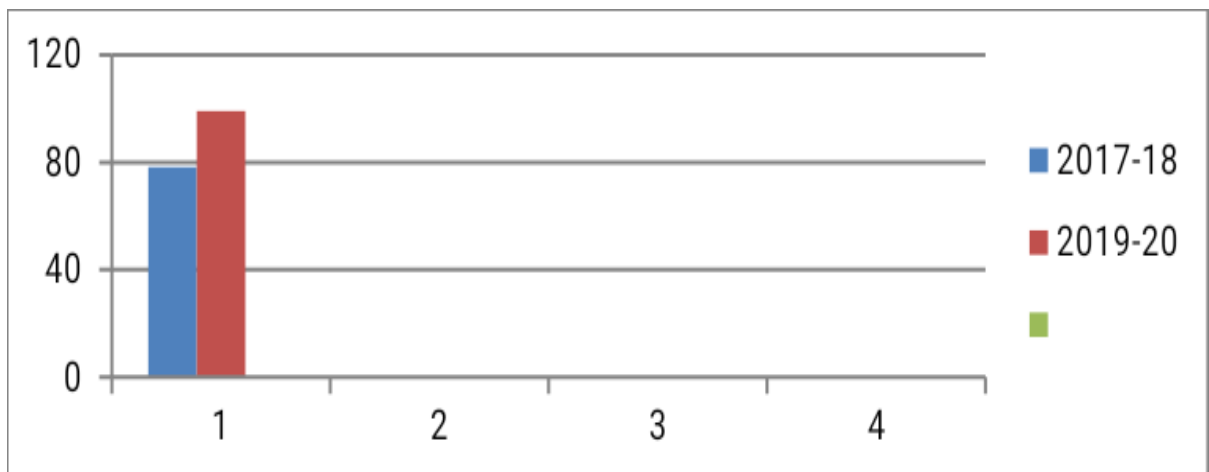


Table -3 INCREMENTAL GROWTH

Passing out batch 2019-20

Program Code	Program name	Pass result in 2017-18 in%	Pass result in 2019-20 in%	% increase in pass %
2019-20	B.Sc.	78.20	99.08	20.88



## BCA Result Analysis 2019-20

Table -1 2019-20

Program Code	Program name	Number of students appeared in the final year examination	Number of students passed in final semester/year examination	Pass Percentage %
BCA Co3o	BCA III Year	53	53	100%

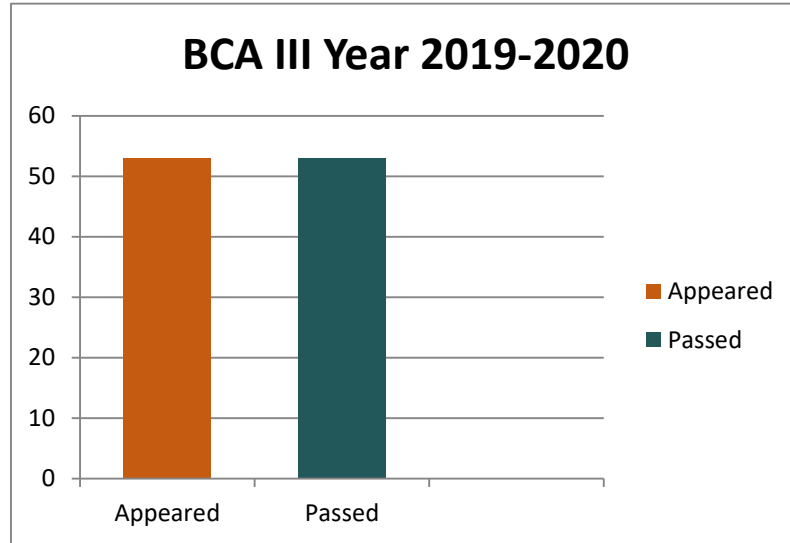
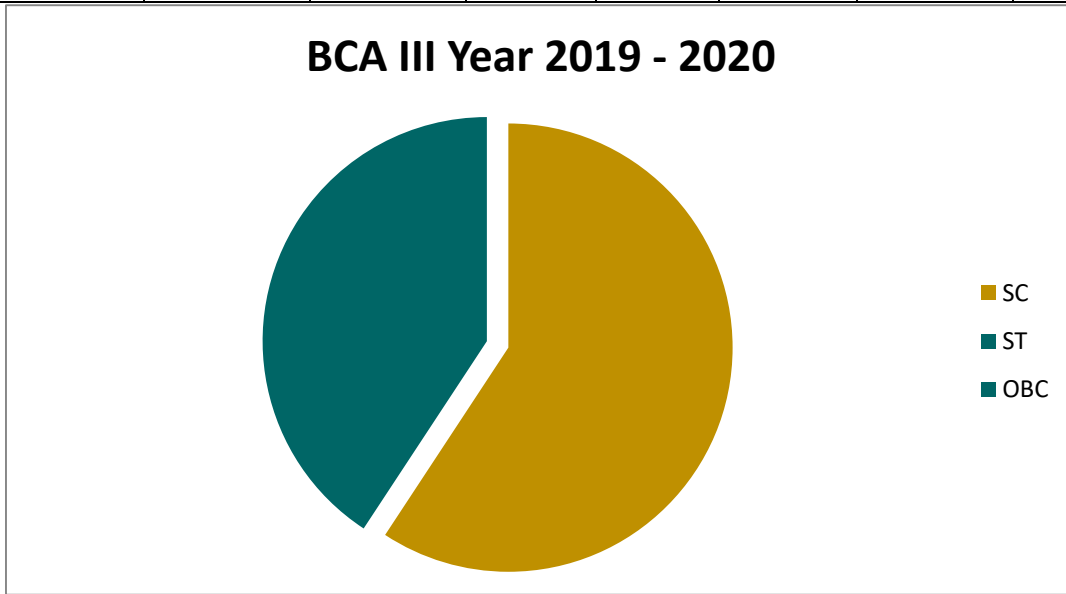




Table -2 Category wise results Analysis 2019- 2020

Program Code	Program name	SC		ST		OBC	
		appeared	Passed	appeared	Passed	appeared	Passed
BCA Co30	BCA III Year	16	16	00	00	11	11



DIPLOMA PROGRAMME

YOGA

TABLE -1 (2019-20)

Program Code	Program name	Number of students appeared in the final year examination	Number of students passed in final semester/year examination	Pass Percentage %
2019-20	Yoga diploma	36	35	97.2%

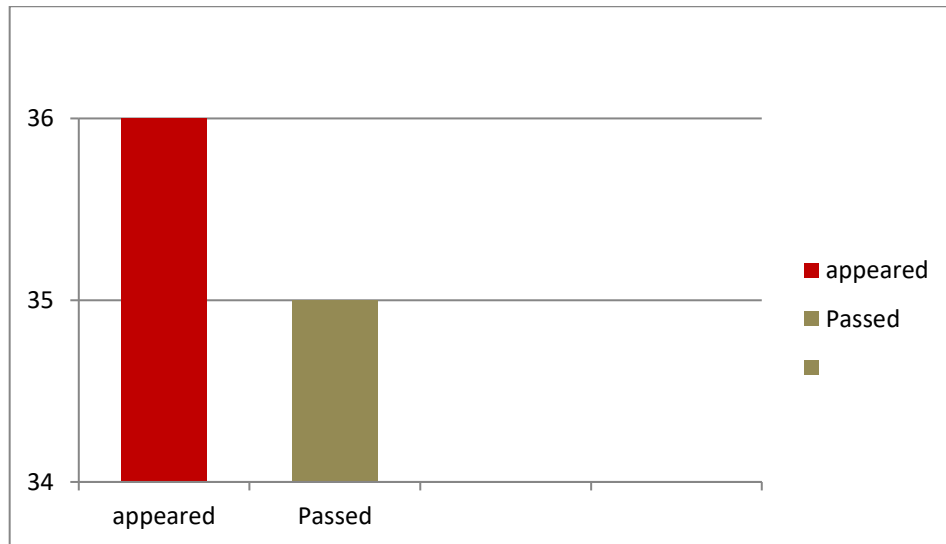


TABLE -2 CATEGORY WISE RESULT

Program code	program name	SC		ST		OBC	
		appeared	passed	appeared	passed	appeared	passed
2019-20	Yoga diploma	5	5	1	1	4	4



TABLE 3 INCREMENTAL GROWTH

Passing out batch 2019-20

Program Code	Program name	Pass result in 2018-19 in %	Pass result in 2019-20 in %	% increase in pass %
--------------	--------------	-----------------------------	-----------------------------	----------------------

2019-2020	Yoga diploma	85%	97%	12%

